

## Seasonal Assessment – Spring 2024

The following represents a provisional assessment of the weather experienced across the UK during Spring 2024 (March, April and May 2024) and how it compares with the 1991 to 2020 average.

Spring was warm, unsettled, very wet and dull with a succession of low pressure and frontal systems bringing rain and wind. Overall, this was provisionally the warmest spring on record for the UK, due mainly to May, which was also provisionally the warmest UK May on record. On 5<sup>th</sup>/6<sup>th</sup> April the eleventh named storm of the season, Kathleen, brought heavy rain to Scotland, Wales, parts of Northern Ireland, and the west coast of England. Kathleen also brought strong winds across the UK, with gales along coasts, particularly in the north and west of the UK.

There was a cold start to March (Benson in Oxfordshire recorded -4.6°C on the 3<sup>rd</sup>) with snow falling on the 2<sup>nd</sup> across parts of south-west England causing disruption to travel. After the first few days March temperatures rose to well above average (a maximum of 18.8°C was recorded at Charlwood, Surrey on the 20<sup>th</sup>), until a short cold spell on the 27/28<sup>th</sup>, after which temperatures again warmed staying significantly above average through to mid-April (Santon Downham, Suffolk recorded 20.9°C on the 6<sup>th</sup> April). April was a month of two halves with temperatures in the second half of the month unseasonably cold, in stark contrast to the start of the month. May temperatures were provisionally well above average for the first half of the month (Fyvie Castle, Aberdeenshire recorded a maximum temperature of 25.4°C on 11<sup>th</sup> May) and slightly above or close to average for the second half.

It was a wet season with heavy rain in southern and central England during March, in northern England and Scotland during April, and across the country during May. Only Northern Ireland and north of Scotland and small isolated areas in England and Wales had below average May rainfall totals. In all three months areas of the country provisionally saw more than double, and in some cases triple, the long-term average monthly rainfall. April did see some drier spells with a high-pressure system moving over the UK on the 20<sup>th</sup>, bringing drier weather but cool temperatures to much of the UK. By the 25<sup>th</sup> April, low pressure was back bringing a return to the showery conditions for the rest of April. May began with lower rainfall totals, but extreme downpours mid month in parts of the country drove the overall total up with flooding seen in northern England on 22<sup>nd</sup> and 23<sup>rd</sup> (Honister Pass, Cumbria saw 124 mm of rain on 22<sup>nd</sup>). Parts of Scotland (Midlothian, West Lothian, Lanarkshire, Tweedale, Clackmannan, Lanarkshire, Fife and the City of Edinburgh) have provisionally had their wettest spring on record. The season has been dull overall with 75-95% of average sunshine seen across most of the country, the only bright spot being north-west Scotland during March which had above average sunshine totals (110-170% of the March average) (provisional figures).

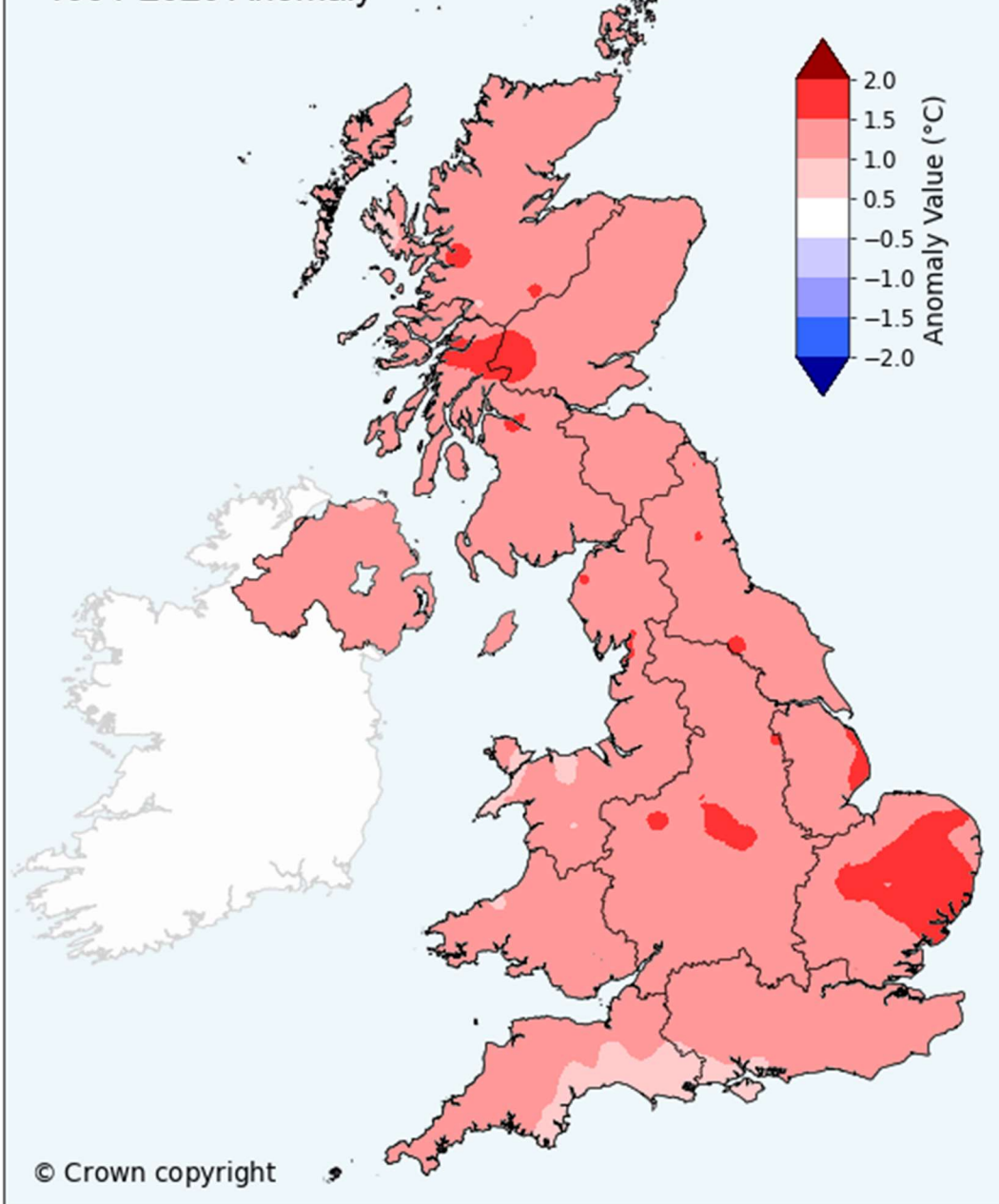
UK statistical summary		
Mean temperature	Rainfall	Sunshine
The provisional mean value for Spring is 9.37°C, which is 1.3°C above the 1991-2020 average.	The provisional total for Spring is 301.7 mm, which is 132% of the 1991-2020 average.	The provisional total for Spring is 377.4 hours, which is 83% of the 1991-2020 average.

 **Met Office**

Spring 2024

Mean Temperature

1991-2020 Anomaly



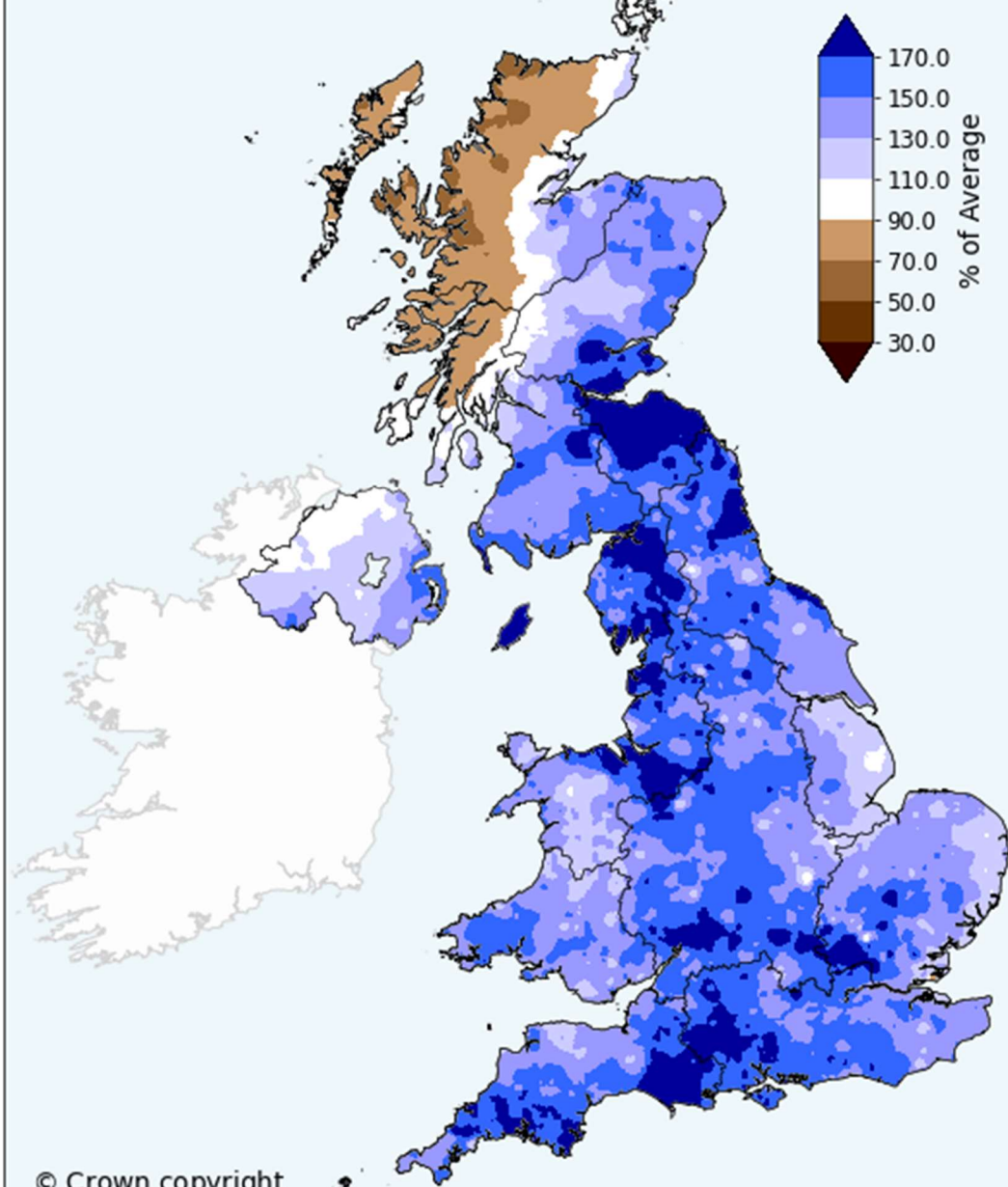
© Crown copyright

 **Met Office**

Spring 2024

Rainfall Amount

% of 1991-2020 Average



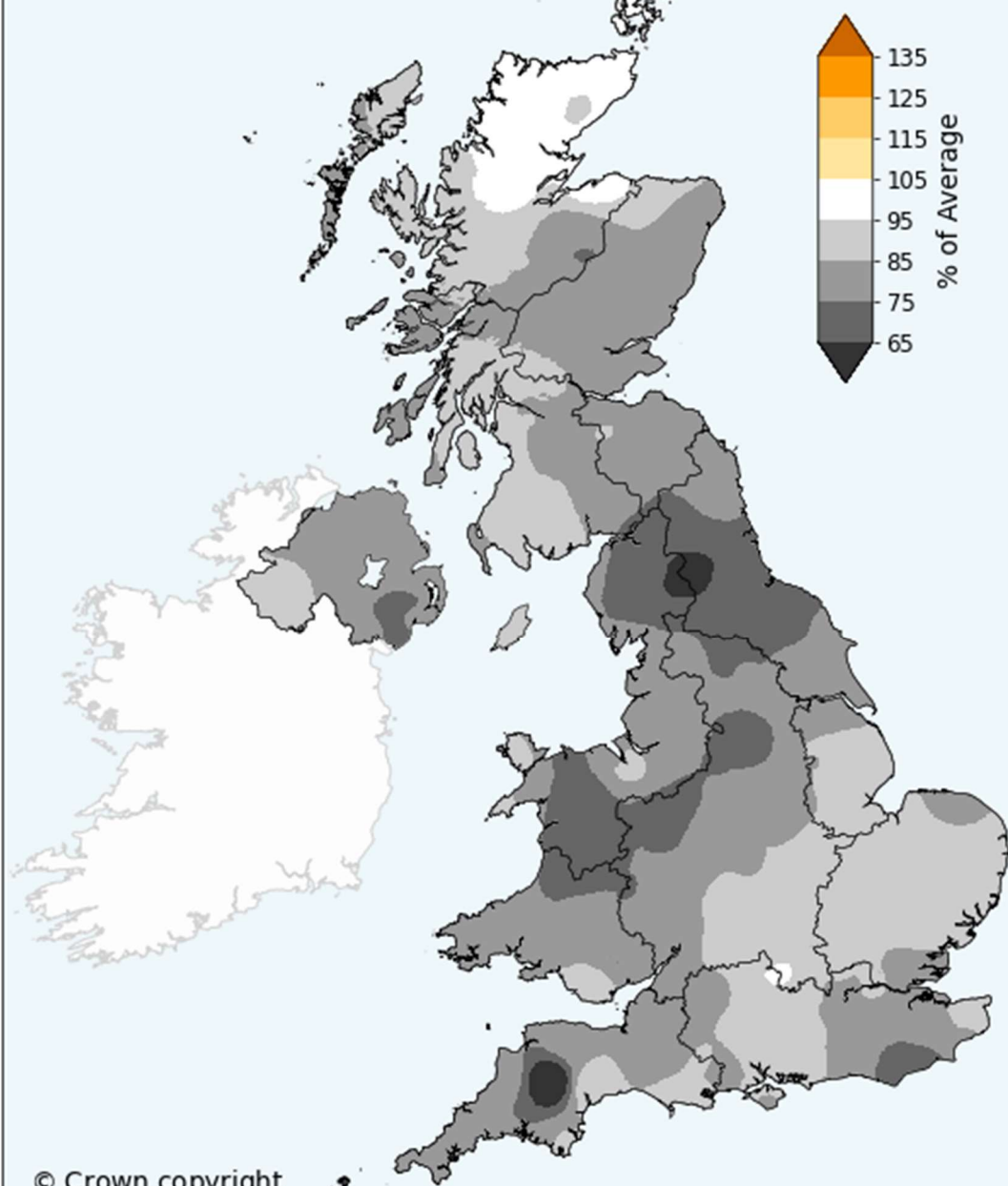
© Crown copyright

 **Met Office**

Spring 2024

Sunshine Duration

% of 1991-2020 Average



© Crown copyright

### Mean Temperature - Spring 2024 - UK

